

**Meghmani Organics USA INC
dba Meghmani Organics Inc.**

**Profit and Loss Account
for the year ended on March 31, 2019**

U S S

INCOME		
Sales income net of Returns	\$8,325,504.48	
Less: Cost of Sales per Schedule A	\$7,571,528.73	
Gross Profit		753,975.75
		<u><u>753,975.75</u></u>
EXPENDITURE		
Personnel costs	B	259,460.61
Selling, general and administration costs	C	319,397.91
		<u>578,858.52</u>
Profit before Depreciation		175,117.23
Depreciation		<u>3,160.00</u>
Profit for the period before taxation		171,957.23
Provision for taxation		<u>45,000.00</u>
Profit for the period after taxation		126,957.23
Profit and loss account, brought forward (net of adjustment)		667,444.56
Profit and loss account, carried forward to Balance Sheet		<u><u>794,401.79</u></u>


Examined & Found Correct

For Meghmani Organics USA Inc

For Jay Patel Tax & Accounting Services

Date: April 29, 2019
Place: Charlotte, NC USA


Sanjay Kayak
CEO


Jayeshkumar Patel
Sole Proprietor

Meghmani Organics USA INC
dba Meghmani Organics Inc.

SCHEDULES A TO C AS REFERRED TO IN AND FORMING PART OF PROFIT & LOSS ACCOUNT FOR
 THE YEAR ENDED ON MARCH 31, 2019


		US\$
Schedule A (Cost of Sales)		
Opening Inventory at Cost	\$1,051,842.64	
Purchases net of Returns	\$7,238,691.88	
Less: Ending Inventory at Cost	<u>\$1,121,928.91</u>	
	\$7,168,605.61	
Custom Duty and Clearance on Import of Goods	\$402,923.12	
Net Cost of Sales		\$7,571,528.73
Schedule B (Personnel Costs)		
Officers Salary	\$204,000.00	
Salary to other Staff	\$27,000.00	
Employee Benefit Expense	\$15,366.93	
Payroll Tax Expense	<u>\$13,093.68</u>	
		\$259,460.61
Schedule C (Selling, General & Administrative Expenses)		
Commission on Sales	\$117,190.10	
Trading Claims- discount & allowances	\$2,871.25	
Bank & Other service Charges	\$3,248.09	
Legal and professional charges	\$21,787.20	
Postage Freight & Courier Charges	\$5,642.19	
Telephone, Cable, Dish, Internet & Network Expense	\$7,711.52	
Traveling Expense	\$29,693.98	
State Corporate Taxes	\$10,000.00	
Vehicle Gas & Repairs	\$3,810.41	
Office Expense & Supplies	\$6,240.66	
Property Tax Expense	\$369.49	
Insurance Premium	\$3,547.83	
Meals and Entertainment	\$290.87	
Warehouse, Storage, & Shipping Expense	<u>\$106,994.32</u>	
		\$319,397.91

Examined & Found Correct

For Meghmani Organics USA Inc. For Jay Patel Tax & Accounting Services

Date: April 29, 2019
 Place: Charlotte NC USA


 Sanjay Nayak
 CEO


 Jayeshkumar Patel
 Sole Proprietor

Meghmani Organics USA INC
 dba Meghmani Organics Inc.

Balance Sheet
 as at March 31, 2019

		US\$
SOURCES OF FUNDS		
Shareholders' funds		
Share capital	A	292,500.00
Reserves and Surplus	B	794,401.79
		<u>1,086,901.79</u>
Loan funds		
Unsecured loans	C	0.00
		<u>1,086,901.79</u>
APPLICATION OF FUNDS		
Fixed assets		
Gross block	D	48,593.38
Less: Accumulated depreciation		41,133.02
		<u>7,460.36</u>
Net block		7,460.36
Current assets, loans and advances		
Cash and bank balances	E	55,674.37
Other Current Assets	F	2,774,566.45
		<u>2,830,240.82</u>
Less: Current liabilities and provisions		
Current Liabilities & Provisions	G	1,750,799.39
		<u>1,750,799.39</u>
Net current assets		<u>1,079,441.43</u>
		<u>1,086,901.79</u>

Examined & Found Correct

For Meghmani Organics USA Inc.

For Jay Patel Tax & Accounting Services

Date: April 29, 2019
 Place: Charlotte, NC, USA

Sanjay Nigam
 Sanjay Nigam
 CEO

Jay Patel
 Jayesh Kumar Patel
 Note Proprietor

Meghmani Organics USA INC
dba Meghmani Organics Inc.

SCHEDULES A TO G AS REFERRED TO IN AND FORMING PART OF BALANCE SHEET AS AT MARCH 31, 2019

US\$

Schedule A (Share Capital)
 Authorized Capital

100,000 Shares of Common Stock of \$1.00 Par Value Each Issued - Subscribed & Fully Paid up		
1,250,000 Shares Common Stock of \$1.00 Par Value Each Fully Paid up	\$12,500,000	
Additional Paid in Capital	<u>\$76,000,000</u>	\$76,000,000

Schedule B (Reserves & Surplus)

Retained Earnings (Net)	\$744,139.56	
Less: Prior Year Net Revenue Effect	327,694.00	
Net Profit for the Current Period	<u>\$126,967.73</u>	
Total Net Profit Unappropriated	<u>\$794,401.79</u>	\$794,401.79

Schedule C (Unsecured Loans)

0.00

Schedule D (Fixed Assets)

	At Cost	Accumulated Depreciation	Net Book
Office Furniture & Fixtures	\$11,675.02	\$(1,675.02)	\$
Computers & Peripherals	\$1,237.00	\$(1,237.00)	\$
Office Equipments	\$571.00	\$(571.00)	\$
Vehicles	<u>\$15,110.36</u>	<u>\$27,650.00</u>	<u>\$7,460.36</u>
	<u>\$18,593.38</u>	<u>\$(31,133.02)</u>	<u>\$7,460.36</u>

Schedule E (Cash and Bank Balances)

Including checks on hand		
Cash on hand	\$1,600.07	
Wells Fargo Bank Checking Account	\$17,433.21	
Wells Fargo Money Market Account 1	<u>\$36,941.59</u>	\$55,974.87

Schedule F (Other Current Assets)

Inventories at Cost (as per taken valued & certified by the CEO)	\$1,121,928.91	
Sundry Debtors for Goods (Net of Payments) considered good Subject to confirmation & consequent reconciliation if any		
M/s. Film Group	\$4,240.00	
M/s Heritage Colors - GA	\$69,477.97	
M/s Siegwark Mexico	\$18,265.00	
M/s Sun Chemicals	<u>\$26,302.33</u>	
M/s CRT Quadriplots WI	<u>\$903,857.47</u>	
M/s Decorative Colors	\$(170.00)	
M/s Greenville Colorants SC	\$166,874.15	
M/s Peiers Irrigation - TX	<u>\$3,904.26</u>	
M/s Revella Chemicals - CT	<u>\$(0.47)</u>	
M/s Spectra Colors	\$(88.31)	
M/s Apollo Colors - H	<u>\$341,903.48</u>	
M/s Paramount Colors	\$1,719.59	
M/s Frates Canada	<u>\$30,744.00</u>	
M/s Heatontech - PA	<u>\$33,110.60</u>	
M/s Standridge Color GA	<u>\$20,061.86</u>	
M/s Ayo Quimica - Mexico	<u>\$27,175.00</u>	
M/s Cascade Dyes - NC	<u>\$62,160.72</u>	
M/s Color Mate NC	<u>\$62,717.17</u>	
	<u>\$1,646,901.30</u>	
Sundry Debt Balances	\$2,012.50	
Other Recoverable Expense A/c	<u>\$5,123.54</u>	
	<u>\$5,736.04</u>	\$2,774,566.45

Schedule G (Current Liabilities & Provisions)

Sundry Creditors for Goods Subject to confirmation & consequent reconciliation if any		
M/s. India Trading & Co	\$1,607,370.62	
M/s Ashraf Chem	<u>\$1,941.00</u>	
	<u>\$1,609,311.62</u>	
Payroll Related Deductions & Taxes Payable	\$7,524.31	
State Income Tax Payable	\$20,395.00	
Income Tax Provisions (Net of Provisions)	<u>\$10,442.46</u>	
Sundry Credit Balances	\$300.00	
Sales Commission Payable	<u>\$76,830.00</u>	
Professional Fees Payable	<u>\$2,000.00</u>	
	<u>\$143,487.77</u>	\$1,750,799.39

Examined & Found Correct

For Meghmani Organics USA Inc

For Tax Patel Tax & Accounting Services

Date: April 27, 2019
 Place: Charlotte, NC, USA

[Signature]
 Director
 D. 2/10/19

[Signature]
 Javekumar Patel
 Sole Proprietor

Jay Patel Tax & Accounting Services
11023 Wyndham Pointe Drive, Charlotte NC USA 28213

Review Report


To the Board of Directors and Stockholders
Meghmani Organics USA Inc
1001 East W.T. Harris Blvd. STE P-306 Charlotte NC 28213

I have reviewed the accompanying balance sheet of Meghmani Organics USA Inc, as of March 31, 2019 and the related statement of Income and retained earnings for the year then ended in accordance with Statements on Standards for Accounting and Review services issued by the American Institute of Certified Public Accountants. All information included in these financial statements is the representation of the management of the company.

A review consists principally of inquiries of company personnel and analytical procedures applied to financial data. It is substantially less in scope than an audit in accordance with generally accepted auditing standards, the objective of which is the expression of an opinion regarding the financial statements taken as a whole. Accordingly, I do not express such an opinion.

Based on my review, I am not aware of any material modifications that should be made to the accompanying financial statements in order for them to be in conformity with generally accepted accounting principles.

For Jay Patel Tax & Accounting Services


Jayeshkumar Patel
Sole Proprietor

April 29, 2019
Charlotte, North Carolina